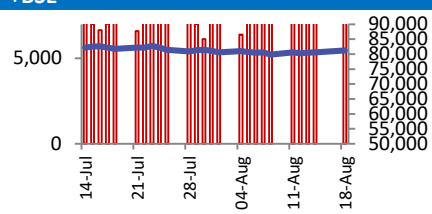
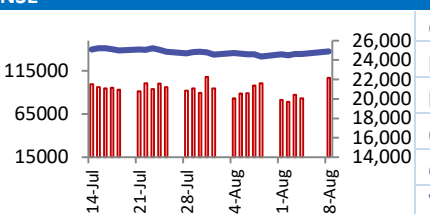


+BSE		NSE			
	Open	81316		Open	24938
	High	81766		High	25022
	Low	81202		Low	24853
	Close	81274		Close	24877
	Change	676		Change	246
	Volume (Lacs)	9174		Volume(Lacs)	36808
	Turnover (Rs.inCr)	8904		Turnover(Rs.in Cr)	106994

World Markets	Current	Previous	Pt. Chg	Var(%)
Dow	44912	44946	(34)	-0.1%
Dow Futures	44967	44986	(19)	0.0%
Nasdaq	21630	21623	7	0.0%
FTSE	9158	9139	19	0.2%
Nikkei	43652	43714	(62)	-0.1%
Hang Seng	25172	25177	(5)	0.0%
Gift Nifty	24944	24963	(19)	-0.1%
Straits Singapore	4200	4187	13	0.3%
South Korea	3168	3177	(10)	-0.3%
Taiwan	24369	24483	(114)	-0.5%
Shanghai	3739	3728	11	0.3%

Commodity Prices	Current	Previous	Pt. Chg	Var(%)
Copper (\$/MT)	9759	9733	26	0.3%
Alumin (\$/MT)	2583	2589	(6)	-0.2%
Zinc (\$/MT)	2778	2777	1	0.0%
Brent Crude (\$/bbl)	66	67	(0)	-0.4%
Gold (\$/Ounce)	3339	3333	7	0.2%
Silver (\$/Ounce)	38	38	(0)	-0.2%
Light Crude (\$/bbl)	63	63	(0)	-0.5%
N G (\$/mmbtu)	3	3	(0)	-0.1%
Sugar (\$/MT)	477	481	(4)	-0.9%
Rubber (Rs./kg)	197	199	(2)	-1.0%
Baltic Dry Index	2022	2044	(22)	-1.1%

Currency Exchange Rate	Current	Previous	Var(%)
Rs./ \$ rate	87.26	87.35	-0.11%
Rs./ Euro	101.72	102.02	-0.30%
Rs./Chinese Yuan	12.15	12.16	-0.07%
Yen / \$ rate	147.78	147.89	-0.07%
\$ US/Euro	1.17	1.17	-0.03%

Dollar Index	Current	Previous	Var(%)
Dollar Index	98.18	98.17	0.01%

Support/ Resistance Levels for Today		
	Nifty	Bank Nifty Fut
Support 1	24800	55640
Support 2	24740	55400
Resistance	24970	56170

Securities in Ban For Trade	
PGEL	TITAGARH
RBLBANK	

Market Review

US: Wall Street's main indexes closed roughly flat on Monday, after struggling for direction while investors awaited a raft of corporate earnings reports from major retailers for more signs about the state of the economy and the Federal Reserve's annual symposium in Jackson Hole.

Aisa: Stocks in Asia and oil prices edged lower on Tuesday before a key meeting of central bankers and as traders evaluated promising diplomatic signals toward ending hostilities between Russia and Ukraine.

India: Equity benchmark indices ended with solid gains on Monday led by auto, realty and consumer durables shares as investors cheered plans of GST reforms. **Market is expected to open on a flattish note and likely to witness range bound move during the day.**

Economy: Canadian housing starts increased by 4% in July from the previous month. The seasonally adjusted annualized rate of housing starts climbed to 294,085 units in July, up from a revised 283,523 units in June. The increase came as a surprise to market observers who had anticipated a potential slowdown in new residential construction activity.

Spain's public debt decreased to 103.4% of GDP at the end of June. This marks a reduction from the 105.3% debt-to-GDP ratio recorded at the end of June 2024, the central bank reported. The Spanish govt has set a target to further reduce the debt-to-GDP ratio to 101.7% by the end of 2025.

Chile's economy expanded 0.4% in the second quarter compared to the previous three-month period. The quarterly growth figure aligned with market expectations. On an annual basis GDP increased by 3.1% during the same period, slightly exceeding economist forecasts of 2.9% growth.

Commodities: Gold prices were largely steady on Monday, as investors focused on U.S. President Donald Trump's meeting with Ukrainian and European leaders, and the Federal Reserve's annual symposium in Jackson Hole this week.

Oil prices slipped in early Asian trade on Tuesday as market participants contemplated planned three-way talks among Russia, Ukraine and the U.S. to end the war in Ukraine, which could lead to an end to sanctions on Russian crude.

Currency: The U.S. dollar held steady against its major peers on Tuesday as global markets awaited the outcome of a White House summit with European nations that could determine the next phase of the war in Ukraine.

FII Derivative Transactions (Rs. Cr)

Contracts	Purchase		Sell		Net	Open Interest (OI)		OI (Previous day)		Change	
	Contract	Value	Contract	Value		Contract	Value	Contract	Value	Contract	Value
Index Future	25556	4847	14001	2656	2191	212730	40012	219305	40787	(6575)	(775)
Index Option	3940829	740634	3938887	740317	317	1475082	276403	1126449	209398	348633	67005
Stock Future	383466	26628	331079	22551	4077	5630523	388381	5601824	380416	28699	7965
Stock Option	392821	28377	393798	28422	(45)	384969	26247	369232	24935	15737	1312
Total	4742672	800486	4677765	793946	6540	7703304	731043	7316810	655536	386494	75507

FII All Activity-BBG (Rs Cr)		Buy	Sell	Net
8-Aug-25		18514	15687	2826
11-Aug-25		10237	11202	(965)
12-Aug-25		9976	12625	(2649)
13-Aug-25		12995	15259	(2264)
14-Aug-25		14464	15672	(1208)
Month to date- Aug		127009	143039	(16030)
FII (Prov.) (Rs. Cr)		Buy	Sell	Net
11-Aug-25		9477	10680	(1203)
12-Aug-25		9532	12931	(3399)
13-Aug-25		11350	14994	(3644)
14-Aug-25		13646	15573	(1927)
18-Aug-25		20070	19519	551
Month to date-Aug		137214	160854	(23641)
DII (Prov.) (Rs. Cr)		Buy	Sell	Net
11-Aug-25		15109	9137	5972
12-Aug-25		11888	8381	3508
13-Aug-25		13982	8359	5624
14-Aug-25		13144	9249	3896
18-Aug-25		18650	14546	4104
Month to date-Aug		169156	109257	59899
FII Debt - BBG (Rs. Cr)		Buy	Sell	Net
8-Aug-25		897	429	468
11-Aug-25		1349	989	359
12-Aug-25		1708	1706	1
13-Aug-25		5770	1488	4282
14-Aug-25		5052	693	4359
Month to date- Aug		27839	15687	12152

Market Breadth	BSE		NSE	
	No.	%	No.	%
Advance	2499	57%	1956	63%
Decline	1696	39%	1064	34%
Unchanged	184	4%	78	3%

Market Turnover	18-Aug	14-Aug	Var (%)
BSE Cash	8904	7813	14%
NSE Cash	106994	83350	28%
NSE Futures	130444	97157	34%
NSE Options	12664829	12090061	5%
Total (Rs.Cr)	12911170	12278381	5%

Volatility Index	18-Aug	14-Aug
Volatility Index	12.34	12.36

Index PE - TTM	18-Aug	Yr. High	Yr. Low
Sensex	22.8	25.2	20.3
Nifty	21.9	24.4	19.6

Corporate News
Hindustan Zinc approves setting up of a 10 mtpa tailings reprocessing plant

The company approved the setup of a 10 MTPA tailings reprocessing plant. The new plant, with a capacity of 10 MTPA, will be developed with an investment of up to Rs 3,823 cr and is targeted for completion within 28 months from the zero date. (BS)

Lionstead Applied Materials acquires Ceramat from Tata Steel arm for ₹1 cr

Lionstead Applied Materials, the advanced materials platform of Lionstead Ventures, has signed a definitive agreement to acquire Ceramat Private Ltd, a manufacturer of bio-ceramics and a subsidiary of Tata Steel Advanced Materials Ltd for about ₹1 cr. (BS)

Mukesh Ambani's Jio discontinues its 1 GB/day plan for users

Jio has discontinued its entry-level 1 GB per day plans, pushing users towards higher data options. Despite this change, Jio added 1.9 mn subscribers in June, leading the market in net additions. Airtel also saw gains, while Vi and BSNL experienced subscriber losses, impacting their active user base. (TH)

Economy
Debt-to-GDP ratio falls but interest payments increase

The CAG report reveals that while the central government's debt-to-GDP ratio improved between 2021-22 and 2023-24, its interest payments, as a percentage of revenue receipts, increased during the same period. The interest outgo reached 35.72% in 2023-24. Despite this, debt sustainability showed a positive indicator towards stability in FY24, with debt as a percentage of GDP moderating to 57%. (ET)

Unemployment rate in July eases to three-month low of 5.2%

India's unemployment rate saw a decrease to 5.2% in July, a three-month low, driven by a more significant drop in joblessness among women. Rural areas experienced a notable decline in unemployment, while urban areas saw a slight increase. The labour force participation rate also rose, particularly among women, indicating increased engagement in the workforce. (ET)

International
SoftBank Group agrees to invest \$2 bln in Intel

SoftBank Group Corp. and Intel said that the Japanese tech conglomerate agreed to buy \$2 bn worth of stock in the beleaguered chipmaker with the goal of building advanced chipmaking facilities in the United States. The investment comes as Intel grapples with several years of steadily declining sales and shrinking cash balances, as the chipmaker largely fell behind its rivals in capitalizing on the AI boom.

Top 5 Nifty Gainers	18-Aug	14-Aug	Var(%)
MARUTI	14068	12936	8.8%
HEROMOTOCO	4984	4708	5.9%
BAJFINANCE	905	861	5.1%
NESTLEIND	1144	1089	5.0%
BAJAJ-AUTO	8589	8214	4.6%
Top 5 Nifty Losers	18-Aug	14-Aug	Var(%)
ITC	406	411	-1.3%
LT	3635	3677	-1.1%
ETERNAL	315	318	-1.1%
TECHM	1471	1487	-1.0%
NTPC	336	339	-1.0%

BSE Index Watch	Last	1 day	1 wk	1 mth	1 yr
SENSEX	81274	0.8%	0.8%	-0.6%	1.1%
MIDCAP	45429	1.0%	1.1%	-2.9%	-4.7%
SMLCAP	52511	1.4%	1.4%	-5.0%	-3.8%
AUTO	56233	4.3%	6.1%	5.2%	-1.9%
BANKEK	62081	0.7%	0.4%	-1.1%	8.1%
Capital Goods	66773	0.0%	-0.3%	-4.9%	-8.3%
FMCG	20366	1.1%	0.1%	-2.3%	-10.1%
Health Care	44542	0.2%	2.1%	-1.3%	7.6%
IT	34030	-0.4%	0.3%	-6.9%	-18.8%
METAL	31284	1.9%	2.1%	-0.6%	-0.8%
Oil & Gas	26042	0.1%	-0.5%	-6.6%	-19.7%
Power	6590	-0.3%	-0.6%	-4.1%	-20.4%
Realty	6980	2.2%	0.9%	-10.0%	-14.9%

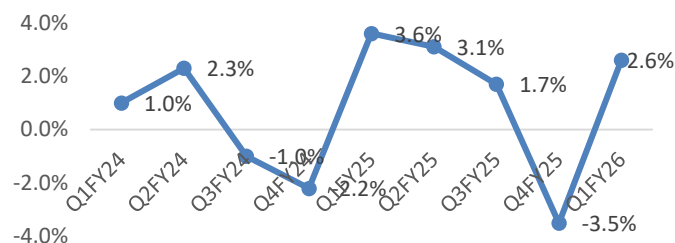
Margin Trading Disclosure (Rs. In Cr)	Last	1 day	1 wk	1 mth	3 mth
Op. Scripwise Outstanding	91039	-0.3%	-0.6%	3.3%	30.1%
Fresh Exposure	5295	-3.2%	4.5%	-19.0%	-37.7%
Exposure liquidated	4966	-12.4%	-8.3%	-20.3%	-35.3%
Closing Net scripwise outstanding	91368	0.3%	0.1%	3.3%	29.1%

NSE USD Futures	18-Aug	14-Aug	Var (%)
Aug Expiry (Rs./\$)	86.30	89.29	-3.4%
Sept Expiry (Rs./\$)	87.41	86.30	1.3%
Total Turnover (Rs. Crore)	1236	1160	7%

Sectors	TTM PE
Auto	30.35
Auto Ancillary	40.13
Banking	14.13
Engineering	46.18
Cement	67.05
Diamonds & Jewellery	41.74
Housing Finance	23.45
Infrastructure & Const	26.1
Metals-Aluminium	28.74
Metal – Steel	17.34
Oil Expl.	6.67
Pharma	10.15
Power – Gen. Supp.	39.37
Information Tech.	28.85
Sugar	16.91
Telecom Serv. Prov.	37.07
Tyres	31.76

Infosys Growth (%)

Infosys QoQ CC Revenue Growth %



10 year G-Sec Yield	Current	Previous	Change
US	4.34%	4.33%	0 bps
Japan	1.59%	1.57%	2 bps
India	6.50%	6.40%	10 bps
UK	4.74%	4.70%	4 bps
Libor 3 Mths	4.85%	4.85%	(0) bps

Indian Eco Data	Current	Previous	Var(%)
Forex Reserve (US\$ in bn)	602	694	-13.2%
Inflation - WPI	-0.58%	-0.13%	(45) bps
Inflation - CPI	1.55%	2.10%	(55) bps

India GDP	Q3FY25	Q2FY25	Var(%)
Growth	7.38%	6.40%	98 bps

Monetary Policy	Current	Previous	Change
Repo Rate	5.50%	5.50%	0 bps
Reverse Repo Rate	3.35%	3.35%	0 bps
CRR	3.00%	4.00%	(100) bps
O/S Banking System Liquidity (Rs bn)	3096	3095	0.5

IIP Growth %	Jun-25	Jun-24	Apr-Feb
IIP	1.5	4.9	3.3
Capital Goods	3.5	3.6	7.9
Mining	3.9	3.5	3.8
Manufacturing	-2.6	8.6	2.1
Electricity	-8.7	10.3	0.4

ADR Price Movement

Company	Price (US\$)	Volume	Previous Day Price	Volume	Variance (%)	No. of Share Per ADR	ADR Price (Rs.)	BSE Price	Variance (%)
Infosys Tech	16.41	11116238	16.56	9001135	-0.91%	1	1431.92	1434.50	-0.2%
Wipro	2.75	2611356	2.73	3326075	0.73%	1	239.96	245.20	-2.1%
Dr.Reddy's	14.23	881993	14.22	650994	0.07%	1	1241.69	1263.00	-1.7%
ICICI Bank	33.09	3919549	32.88	2616768	0.64%	2	1443.70	1430.25	0.9%
HDFC Bank	75.45	1411105	75.00	1654155	0.60%	3	2194.56	1998.00	9.8%

GDR's (US\$)

	Prices	Prev. Close	Change	Var %
L&T	41.65	42.00	(0.4)	-0.8%
RIL	62.60	62.30	0.3	0.5%
SBI	94.50	94.60	(0.1)	-0.1%

US Economy Data	Current	Previous
Inflation (%) (YoY)	2.70%	2.70%
Unemployment (%)	4.20%	4.10%

Interest Rate (%)	Current	Previous
Fed Rate	4.50%	4.50%

US GDP	Q2CY25	Q1CY25
Growth (QoQ Annualized)	3.00%	-0.50%

China Economy Data	Current	Previous
GDP	5.20%	5.40%
Inflation – CPI (%)	0.00%	0.10%

Economic Calendar

	Date
Indian GDP Data	29 Aug
Indian Inflation Data CPI	12 Sep
Indian Inflation Data WPI	15 Sep
Indian Monetary Policy	01 Oct
India's Industrial Production (IIP)	28 Aug
US Inflation Data	11 Sep
US GDP	28 Aug
US Unemployment Data	05 Sep
US Fed Rate	17 Sep
China GDP	20 Oct
China Inflation Data	10 Sept

Event Update		
Name	Date	Purpose
Apollo Hospitals Enterprise Ltd.	19-Aug-2025	Rs.10.00 per share(200%)Final Dividend
Cyber Media Research & Services Ltd.	19-Aug-2025	Dividend
Elixir Capital Ltd.	19-Aug-2025	Rs.1.25 per share(12.5%)Final Dividend
Industrial & Prudential Investment Company Ltd.	19-Aug-2025	Rs.110.00 per share(1100%)Final Dividend
Natco Pharma Ltd.	19-Aug-2025	Rs.2.00 per share(100%)Interim Dividend
Power Grid Corporation Of India Ltd.	19-Aug-2025	Rs.1.25 per share(12.5%)Final Dividend
Refex Industries Ltd.	19-Aug-2025	Rs.0.50 per share(25%)First Interim Dividend
RK Swamy Ltd.	19-Aug-2025	Rs.1.50 per share(30%)Final Dividend
Shyam Metalics And Energy Ltd.	19-Aug-2025	Rs.2.25 per share(22.5%)Final Dividend
Silver Touch Technologies Ltd.	19-Aug-2025	Rs.0.50 per share(5%)Final Dividend
Sumedha Fiscal Services Ltd.	19-Aug-2025	Rs.1.00 per share(10%)Final Dividend
The Jammu & Kashmir Bank Ltd.	19-Aug-2025	Rs.2.15 per share(215%)Dividend
Usha Financial Services Ltd.	19-Aug-2025	Bonus
Him Teknoforge Ltd.	20-Aug-2025	Rs.0.50 per share(25%)Final Dividend
Senco Gold Ltd.	20-Aug-2025	Rs.1.00 per share(20%)Final Dividend
Sukhjit Starch & Chemicals Ltd.	20-Aug-2025	Rs.1.00 per share(20%)Final Dividend
AMJ Land Holdings Ltd.	21-Aug-2025	Rs.0.20 per share(10%)Dividend
Bhandari Hosiery Exports Ltd.	21-Aug-2025	Rs.0.02 per share(2%)Final Dividend
BSL Ltd.	21-Aug-2025	Rs.0.80 per share(8%)Final Dividend
Coal India Ltd.	21-Aug-2025	Rs.5.15 per share(51.5%)Final Dividend
Dev Information Technology Ltd.	21-Aug-2025	Stock Split from Rs.5/- to Rs.2/-
Hindustan Aeronautics Ltd.	21-Aug-2025	Rs.15.00 per share(300%)Final Dividend
Honda India Power Products Ltd.	21-Aug-2025	Rs.100.00 per share(1000%)Interim Dividend
Jullundur Motor Agency (Delhi) Ltd.	21-Aug-2025	Dividend & Annual General Meeting
Kakatiya Cement Sugar & Industries Ltd.	21-Aug-2025	Rs.3.00 per share(30%)Final Dividend
Manorama Industries Ltd.	21-Aug-2025	Rs.0.60 per share(30%)Final Dividend
Nephro Care India Ltd.	21-Aug-2025	Annual Book Closure
Pudumjee Paper Products Ltd.	21-Aug-2025	Rs.0.60 per share(60%)Dividend
Rail Vikas Nigam Ltd.	21-Aug-2025	Rs.1.72 per share(17.2%)Final Dividend
Relaxo Footwears Ltd.	21-Aug-2025	Rs.3.00 per share(300%)Final Dividend
Thomas Cook (India) Ltd.	21-Aug-2025	Rs.0.45 per share(45%)Final Dividend
ABM Knowledgeware Ltd.	22-Aug-2025	Rs.1.25 per share(25%)Final Dividend
AGI Greenpac Ltd.	22-Aug-2025	Rs.7.00 per share(350%)Final Dividend
AK Capital Services Ltd.	22-Aug-2025	Rs.14.00 per share(140%)Final Dividend
APL Apollo Tubes Ltd.	22-Aug-2025	Rs.5.75 per share(287.5%)Final Dividend
ASM Technologies Ltd.	22-Aug-2025	Rs.1.00 per share(10%)Interim Dividend
Bannari Amman Sugars Ltd.	22-Aug-2025	Rs.12.50 per share(125%)Final Dividend
Belrise Industries Ltd.	22-Aug-2025	Rs.0.55 per share(11%)Final Dividend
Bhatia Communications & Retail (India) Ltd.	22-Aug-2025	Rs.0.01 per share(1%)First Interim Dividend
Deep Industries Ltd.	22-Aug-2025	Rs.3.05 per share(61%)Final Dividend
Dhanashree Electronics Ltd.	22-Aug-2025	Rs.0.10 per share(1%)Final Dividend
DMCC Speciality Chemicals Ltd.	22-Aug-2025	Rs.2.50 per share(25%)Final Dividend
Dynacons Systems & Solutions Ltd.	22-Aug-2025	Interim Dividend
Dynamic Industries Ltd.	22-Aug-2025	Rs.1.00 per share(10%)Final Dividend
eClerx Services Ltd.	22-Aug-2025	Rs.1.00 per share(10%)Final Dividend
GE Vernova T&D India Ltd.	22-Aug-2025	Rs.5.00 per share(250%)Final Dividend
Global Health Ltd.	22-Aug-2025	Rs.0.50 per share(25%)Final Dividend
Godfrey Phillips India Ltd.	22-Aug-2025	Rs.60.00 per share(3000%)Final Dividend

Bulk Deal As On 18/08/25

BSE					
Security Code	Security Name	Client Name	Deal	Quantity	Price
538539	ANVRDHI	ARPIT JASHVANTBHAI MEHTA	B	184000	13.92
538539	ANVRDHI	CHIRAYU AGRAWAL	S	400626	13.89
538539	ANVRDHI	HEMANTKUMAR DESAI	S	100000	13.69
538539	ANVRDHI	JEET HEMANTBHAI DESAI	S	100000	13.91
538539	ANVRDHI	KALPANA HEMANT DESAI	S	100000	13.77
538539	ANVRDHI	KANCHAN JAIN	B	100000	13.9
538539	ANVRDHI	NILESHKUMAR RAMNIKLAL SHAH	B	100000	13.82
538539	ANVRDHI	NIRAJ HEMANTBHAI DESAI	S	100000	13.93
538539	ANVRDHI	VIDHIASHITSHAH	B	87135	13.73
512149	AVANCE	KRISHNKANT KUMAR	S	20000000	1.68
539175	BLUEGOD	AKARSHIKA TRADERS LLP	B	835789	29.03
539175	BLUEGOD	WHAMIA TRADERS LLP	S	300000	29.03
544331	DAVIN	KINCHIT SUNILKUMAR MEHTA	B	28000	34.71
544331	DAVIN	RCSPL SHARE BROKING PRIVATE LIMITED	S	82000	34.71
539559	DDIL	BHAVISHYA ECOMMERCE PRIVATE LIMITED	B	315950	4.2
539559	DDIL	MANISH KUMAR HUF	S	300000	4.2
542155	DGL	VIVEK KANDA	S	52000	2.62
541299	DLCL	ARJAN LAL CHANDANI	S	36000	21.71
541299	DLCL	KAKKUNJE SATHISHA NAYAK	B	40000	21.58
540144	DRA	DEEPINDER SINGH POONIAN	S	92500	19.6
504351	EMPOWER	MOONLIGHT MULTITRADE LLP	B	6000000	1.3
504351	EMPOWER	NEO APEX VENTURE LLP	S	6921464	1.06
504351	EMPOWER	NEO APEX VENTURE LLP	B	6921459	1.06
531502	ESARIND	MSB E TRADE SECURITIES LIMITED	B	125000	19.11
526025	GLOBUSCON	VIPUL COMMTRADE SERVICE PRIVATE LIMITED	S	880000	13.72
509024	GOLDLEG	RAVINDER KUMAR	S	310419	16.38
505336	HARSHILAGR	BAMANIYA KIRANKUMAR RAMSINGBHAI	S	9584492	1.39
505336	HARSHILAGR	BHURIYA MILANKUMAR KANUBHAI	S	15720111	1.39
509051	INDINFO	SHARE INDIA SECURITIES LIMITED	S	8476421	0.98
509051	INDINFO	SHARE INDIA SECURITIES LIMITED	B	25	1.06
524614	INDXTRA	UNLISTED ASSETS PRIVATE LIMITED	S	900000	4.7
514322	KAMADGIRI	ASHADEVI PRADIP GOENKA	S	45000	93
514322	KAMADGIRI	JAGRUTI SYNTHETICS PRIVATE LIMITED	B	45000	93
531680	MAYUR	PACE STOCK BROKING SERVICES PVT LTD	S	31749	12.57
543207	NATURAL	CHOKSHI DIMPLE	B	742868	8.38
543207	NATURAL	LOVEKESH HUF	S	212000	8.45
543207	NATURAL	NEO APEX VENTURE LLP	S	142380	7.91
513119	ONIXSOLAR	MULTIPLIER SHARE & STOCK ADVISORS PRIVATE LIMITED	S	11244	446.37
530095	PRADHIN	SHARE INDIA SECURITIES LIMITED	S	6872783	0.37
530095	PRADHIN	SHARE INDIA SECURITIES LIMITED	B	8253741	0.36
526490	PRATIK	DEVYANI PANKAJ MISHRA	S	364186	6
526490	PRATIK	PANKAJ CHANDRAKANT MISHRA	S	715412	6.02
541601	RAJNISH	SHUBHAM ASHOKBHAI PATEL	B	4486037	0.96
515127	RAMASIGNS	NAYAN BAGHABHAI KHOKHARIA	S	214542	2.15
520008	RICOAUTO	GRAVITON RESEARCH CAPITAL LLP	S	1576311	98.43
520008	RICOAUTO	GRAVITON RESEARCH CAPITAL LLP	B	1576311	98.34
520008	RICOAUTO	NK SECURITIES RESEARCH PVT. LTD.	S	1190715	98.5
520008	RICOAUTO	NK SECURITIES RESEARCH PVT. LTD.	B	1190715	98.45
506642	SADHNANIQ	CATALYST TRUSTEESHIP LIMITED	S	2000000	6.52
512399	SERA	ACHINTYA SECURITIES PVT. LTD.	B	348405	36.25
512399	SERA	ERISKA INVESTMENT FUND LTD	S	350000	36.25
516038	SOMAPPR	UDAY R SHAH HUF	B	40748	71.94
516038	SOMAPPR	UNITED SHIPPERS LTD	S	35217	71.94
531370	SPAR	ANAND RAJ JAIN	S	60000	5.68

531370	SPAR	NYVAAN ADVISORY LLP	B	69000	5.68
531370	SPAR	RATHOD MAHESHBHAI BHURABHAI	S	86165	5.68
544399	SRIGEE	ABUNDANTIA CAPITAL VCC - ABUNDANTIA CAPITAL III	S	36000	233.92
544399	SRIGEE	NEO APEX VENTURE LLP	S	45600	233.85
544399	SRIGEE	VIKASA INDIA EIF I FUND-INCUBE GLOBAL OPPORTUNITIES	S	94800	237.99
544482	STARIMAGIN	ACHINTYA SECURITIES PVT. LTD.	B	115000	141.64
544482	STARIMAGIN	SHARE INDIA SECURITIES LIMITED	S	46000	138.8
544482	STARIMAGIN	SHARE INDIA SECURITIES LIMITED	B	117000	141.9
526071	STELLANT	DINMAN MARKETING LIMITED	S	12682	514.75
526071	STELLANT	SUBHASH PHOOTARMAL RATHOD	B	22359	514.75
526071	STELLANT	VIRDHI BUILDWELL LIMITED	S	10000	514.75
511447	SYLPH	HITESH HIMATLAL LAKHANI	S	4583192	0.96
511447	SYLPH	NIRAJ RAJNIKANT SHAH	B	5000000	0.93
531190	TAVERNIER	PRAVIN HIRALAL MISTRY	B	48800	61.5
531190	TAVERNIER	SILVERSTONE CONSULTANCY SERVICES PRIVATE LIMITED	S	50000	61.5
542765	TRANSPACT	PASHUPATI CAPITAL SERVICE PVT LTD	S	6000	163.8
542765	TRANSPACT	VIVEK GOUR BROOME	B	6500	163.8
539798	UMIYA	ARJUN LEASING AND FIN PVT LTD	S	141785	29.63
539798	UMIYA	NEO APEX VENTURE LLP	B	87024	29.63
526775	VALIANT	RADIANT GLOBAL FUND-CLASS B PARTICIPATING SHARES	B	50000	1021.3
506122	VOLKAI	JYOTSANABEN CHANDRAKANT SHAH	S	9000	146.8
506122	VOLKAI	PRAGNESH JINDAS DOSHI	B	9100	146.8
524661	WELCURE	MITESH MAKVANA	S	829695	12.16
524661	WELCURE	MITESH MAKVANA	B	780331	12.12
524661	WELCURE	MODUPALLI RAMESH	B	1000000	12.16
524661	WELCURE	RAHUL RATANSINGH SIKARWAR	S	3788857	11.88
524661	WELCURE	RAHUL RATANSINGH SIKARWAR	B	800301	12.16
536846	YURANUS	ABUBAKAR SHAIKH	S	58000	64.66
503641	ZODIACVEN	MANJULA HIRJI GADA	B	240000	8.5

NSE

Security Code	Security Name	Client Name	Deal	Quantity	Price
ALLTIME	All Time Plastics Limited	VIBHAV MANISH CHOKHANI	BUY	350000	287.11
AMCL	ANB Metal Cast Limited	ASCENT WEALTH	BUY	124800	164
AMCL	ANB Metal Cast Limited	KOMALAY INVESTRADE PRIVATE LIMITED	BUY	59200	164
AMCL	ANB Metal Cast Limited	VBCUBE VENTURES FUND	SELL	192000	164
AMCL	ANB Metal Cast Limited	VBCUBE VENTURES FUND II	SELL	192000	164.76
CONNPLEX	Connplex Cinemas Limited	AARTH.AIF GROWTH FUND	BUY	100000	177.61
FLYSBS	FlySBS Aviation Limited	BIJAL PRITESH VORA	SELL	198000	568
FLYSBS	FlySBS Aviation Limited	NEO APEX VENTURE LLP	SELL	492600	567.94
FLYSBS	FlySBS Aviation Limited	RITU BAPNA	BUY	356400	562.44
FLYSBS	FlySBS Aviation Limited	VENKATA NAGARAJU PADALA	BUY	104400	567.85
JAINIK	Jainik Power Cables Ltd	ARIHANT CAPITAL MARKETS LIMITED	BUY	81600	127.19
KAMOPAINTS	Kamdhenu Ventures Limited	SRI ADHIKARI BROTHERS ASSETS HOLDING PRIVATE LIMITED	SELL	2100000	9.21
KANDARP	Kandarp Dg Smart Bpo Ltd	PASHUPATI CAPITA SER PVT LTD	BUY	48000	90.96
KOTHARIPET	Kothari Petrochem Ltd	ARIZONA GLOBALSERVICES PRIVATE LTD.	SELL	725000	162.35
KOTHARIPET	Kothari Petrochem Ltd	ARIZONA GLOBALSERVICES PRIVATE LTD.	SELL	725000	162.35
KOTHARIPET	Kothari Petrochem Ltd	BHK TRADING LLP	BUY	725000	162.35
KOTHARIPET	Kothari Petrochem Ltd	BHK TRADING LLP	BUY	725000	162.35
MVKAGRO	M.V.K. Agro Food Prod Ltd	NEO APEX VENTURE LLP	SELL	86400	292.85
MVKAGRO	M.V.K. Agro Food Prod Ltd	NIKESH AGRO FARMS AND INFRASTRUCTURE PRIVATE LIMITED	SELL	86400	292.85
MEDISTEP	Medistep Healthcare Ltd	FINGROW INVESTMENT VENTURES PRIVATE LIMITED .	BUY	99000	53
MEDISTEP	Medistep Healthcare Ltd	KABRA KAILASH	BUY	90000	53
MEDISTEP	Medistep Healthcare Ltd	LAXMI VYANKATESH ENTERPRISES	BUY	90000	51.4
POLYSIL	Polysil Irrigation Syst L	NEO APEX VENTURE LLP	SELL	142000	139.05
PROSTARM	Prostarm Info Systems Ltd	NEO APEX VENTURE LLP	BUY	509678	185.22
PROSTARM	Prostarm Info Systems Ltd	NEO APEX VENTURE LLP	SELL	509678	186.81
SAMPANN	Sampann Utpadan India Ltd	DAVOS INTERNATIONAL FUND	SELL	1250000	32.96
SAMPANN	Sampann Utpadan India Ltd	ISQUARE GLOBAL PE FUND	BUY	1250000	32.96
SAROJA	Saroja Pharma Indus Ind L	KOKILA SANJAY BHEDA	SELL	24000	46.8
SAWALIYA	Sawaliya Food Products L	ASCENT WEALTH	BUY	79200	234.96
SHRADHA	Shradha Infraprojects Ltd	MILLIA TRADING PRIVATE LIMITED .	SELL	1000000	60.81
SHRADHA	Shradha Infraprojects Ltd	SGR VENTURES PRIVATE LIMITED	BUY	1000000	60.8
SILKY	Silky Overseas Limited	GRETEX SHARE BROKING LIMITED	SELL	32000	137.8
SILKY	Silky Overseas Limited	VINCENT COMMERCIAL COMPANY LIMITED	BUY	36800	137.58
SPIC	Southern Petro Ind Corp	NEO APEX VENTURE LLP	BUY	1107340	101.25
SPIC	Southern Petro Ind Corp	NEO APEX VENTURE LLP	SELL	1156636	101.33
ZTECH	Z-Tech (India) Limited	MANSI SHARE AND STOCK BROKING PRIVATE LIMITED	SELL	75900	563.06

Disclosure:

Research Reports that are published by Nirmal Bang Securities Private Limited (hereinafter referred to as "NBSPL") are for private circulation only. NBSPL is a registered Research Analyst under SEBI (Research Analyst) Regulations, 2014 having Registration no. INH000001766. NBSPL is also a registered Stock Broker with National Stock Exchange of India Limited, BSE Limited, Metropolitan Stock Exchange of India Limited, Multi Commodity Exchange of India Limited and , National Commodity and Derivative Exchange Limited in Capital Market , Equity and Commodities derivatives segments and Currency Derivatives Segment .

NBSPL has other business divisions with independent research teams separated by Chinese walls, and therefore may, at times, have different or contrary views on stocks and markets.

NBSPL or its associates have not been debarred / suspended by SEBI or any other regulatory authority for accessing / dealing in securities Market since last 20 years. NBSPL, its associates or analyst or his relatives do not hold any financial interest (Except Investment) in the subject company. NBSPL or its associates or Analyst do not have any conflict or material conflict of interest at the time of publication of the research report with the subject company. NBSPL or its associates or Analyst or his relatives may or may not hold beneficial ownership of 1% or more in the subject company at the end of the month immediately preceding the date of publication of this research report.

NBSPL or its associates / analyst has not received any compensation / managed or co-managed public offering of securities of the company covered by Analyst during the past twelve months. NBSPL or its associates have not received any compensation or other benefits from the company covered by Analyst or third party in connection with the research report. Analyst has not served as an officer, director or employee of Subject Company. NBSPL / analyst has not been engaged in market making activity of the subject company.

Analyst Certification: The research analysts and authors of these reports, hereby certify that the views expressed in this research report accurately reflects my/our personal views about the subject securities, issuers, products, sectors or industries. It is also certified that no part of the compensation of the analyst(s) was, is, or will be directly or indirectly related to the inclusion of specific recommendations or views in this research. The analyst(s) principally responsible for the preparation of this research report and has taken reasonable care to achieve and maintain independence and objectivity in making any recommendations.

Disclaimer:

The Research Report is for the personal information of the authorized recipient and does not construe to be any investment, legal or taxation advice. NBSPL is not soliciting any action based upon it. Nothing in the research report shall be construed as a solicitation to buy or sell any security or product, or to engage in or refrain from engaging in any such transaction. In preparing the research report, we did not take into account the investment objectives, financial situation and particular needs of the reader.

The research report has been prepared for the general use of the clients of NBSPL and must not be copied, either in whole or in part, or distributed or redistributed to any other person in any form. If you are not the intended recipient you must not use or disclose the information in the research report in any way. Though disseminated to all the customers simultaneously, not all customers may receive the research report at the same time. NBSPL will not treat recipients as customers by virtue of their receiving the research report. The research report is not directed or intended for distribution to or use by any person or entity resident in a state, country or any jurisdiction, where such distribution, publication, availability or use would be contrary to law, regulation or which would subject NBSPL & its group companies to registration or licensing requirements within such jurisdictions.

The report is based on the information obtained from sources believed to be reliable, but we do not make any representation or warranty that it is accurate, complete or up-to-date and it should not be relied upon as such. We accept no obligation to correct or update the information or opinions in it. NBSPL or any of its affiliates or employees shall not be in any way responsible for any loss or damage that may arise to any person from any inadvertent error in the information contained in the research report. NBSPL or any of its affiliates or employees do not provide, at any time, any express or implied warranty of any kind, regarding any matter pertaining to this report, including without limitation the implied warranties of merchantability, fitness for a particular purpose, and non-infringement. The recipients of the research report should rely on their own investigations.

This information is subject to change without any prior notice. NBSPL reserves its absolute discretion and right to make or refrain from making modifications and alterations to this statement from time to time. Nevertheless, NBSPL is committed to providing independent and transparent recommendations to its clients, and would be happy to provide information in response to specific client queries.

Before making an investment decision on the basis of research report, the reader needs to consider, with or without the assistance of an adviser, whether the advice is appropriate in light of their particular investment needs, objectives and financial circumstances. There are risks involved in securities trading. The price of securities can and does fluctuate, and an individual security may even become valueless. International investors are reminded of the additional risks inherent in international investments, such as currency fluctuations and international stock market or economic conditions, which may adversely affect the value of the investment. Opinions expressed are subject to change without any notice. Neither the company nor the director or the employees of NBSPL accept any liability whatsoever for any direct, indirect, consequential or other loss arising from any use of the research report and/or further communication in relation to the research report. Here it may be noted that neither NBSPL, nor its directors, employees, agents or representatives shall be liable for any damages whether direct or indirect, incidental, special or consequential including lost revenue or lost profit that may arise from or in connection with the use of the information contained in the research report.

Copyright of this document vests exclusively with NBSPL.

Our reports are also available on our website

Registration granted by SEBI and certification from NISM in no way guarantee performance of NBSPL or provide any assurance of returns to investors.

Nirmal Bang Research (Division of Nirmal Bang Securities Pvt. Ltd.)

B-2, 301/302, Marathon Innova,
Opp. Peninsula Corporate Park
Off. Ganpatrao Kadam Marg
Lower Parel(W), Mumbai-400013
Board No. : 91 22 6723 8000/8001
Fax. : 022 6723 8010